




RIVER'S EDGE APARTMENTS

53 & 57 Riverview Drive
Chatham, ON

CAMDEN

982 sq ft

The floor plan illustrated here
uses finishes from our exclusive
Palette One collection, and
include:



CABINETS:
FLAT PANEL



COUNTERS:
QUARTZ



FLOORING:
LUXURY
VINYL PLANK

Palette One finishes are on
levels 1 & 3.



All suite measurements are preliminary based on current building
concept and unit configurations and are subject to change.
riversedgeapartments.ca




RIVER'S EDGE APARTMENTS

53 & 57 Riverview Drive
Chatham, ON

RALEIGH

1003 sq ft

The floor plan illustrated here uses finishes from our exclusive **Palette One** collection, and include:



CABINETRY:
FLAT PANEL



COUNTERS:
QUARTZ



FLOORING:
LUXURY
VINYL PLANK

Palette One finishes are on
levels 1 & 3.



All suite measurements are preliminary based on current building concept and unit configurations and are subject to change.
riversedgeapartments.ca




RIVER'S EDGE APARTMENTS

53 & 57 Riverview Drive
Chatham, ON

WHEATLEY

1008 sq ft

The floor plan illustrated here uses finishes from our exclusive **Palette One** collection, and include:



CABINETS:
FLAT PANEL



COUNTERS:
QUARTZ



FLOORING:
LUXURY
VINYL PLANK

Palette One finishes are on
levels 1 & 3.



All suite measurements are preliminary based on current building concept and unit configurations and are subject to change.
riversedgeapartments.ca