

# PORTAGE

1 BEDROOM + DEN, 1 BATHROOM

775 sq. ft.



## Room Dimensions

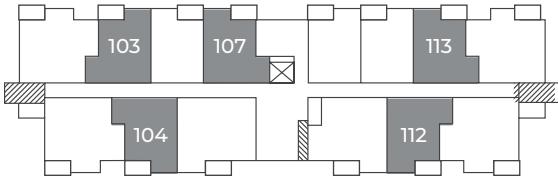
① Kitchen/Dining	11' 6" x 8'	⑤ Bedroom	11' 6" x 11' 2"
② Living Room	11' 6" x 11' 6"	⑥ Laundry	5' 9" x 5' 5"
③ Den	11' 6" x 7'	⑦ Balcony	11' 6" x 5'
④ Bathroom	11' 8" x 6' 9"		

All measurements are approximate.

Actual suite layouts, features, and finishes may vary in size and scale and are subject to change.

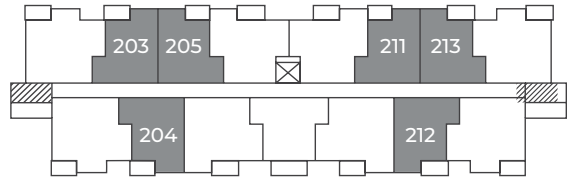


## Floor One



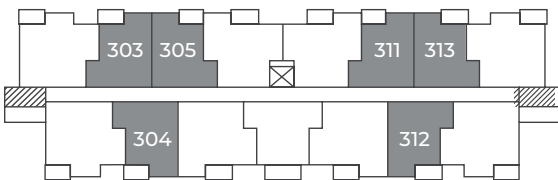
PARKING LOT VIEW

## Floor Two



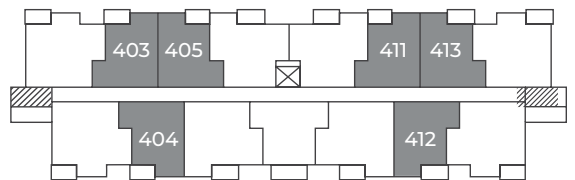
PARKING LOT VIEW

## Floor Three



PARKING LOT VIEW

## Floor Four



PARKING LOT VIEW

